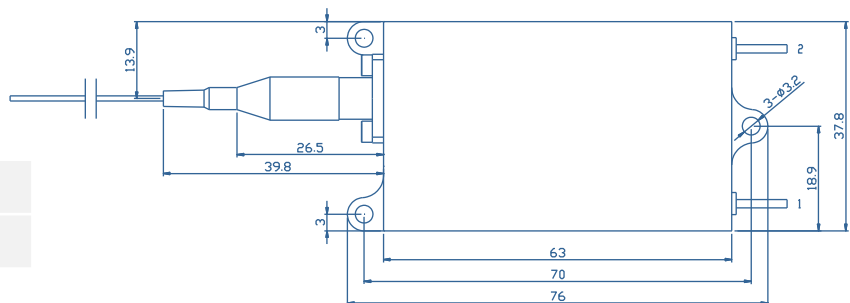
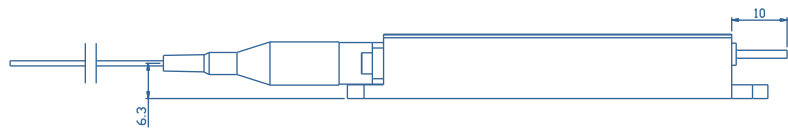
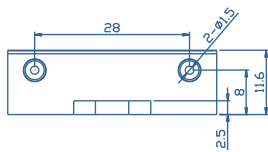


Model		M976±0.5-100-F105/22-DS		
Optical	Unit	Min	Typical	Max
Output Power (exit fiber)	W	95	100	
Central Wavelength	nm	975.5	976	976.5
Spectral Width (FWHM)	nm		≤ 0.5	
NA with 90% Enclosed Power	-		0.15	
Wavelength Temp. Coefficient	nm/°C		0.02	
Wavelength Current Coefficient	nm/A		0.05	
Fiber				
Fiber Core Diameter	μm	102	105	108
Fiber Cladding Diameter	μm	122	125	128
Numerical Aperture		0.20	0.22	0.24
Bare Fiber Length	m		1 or 2	
Electric				
Threshold Current	A		0.5	
Operating Current	A		10.0	11.0
Operating Voltage	V		19.7	20.5
Slope Efficiency	W/A		10.6	
Power Conversion Efficiency	%	45	50	
Back Reflection Protection				
Wavelength Range	nm		1030 – 1100	
Attenuation	dB		>40	
Absolute Ratings				
Operating Temperature (housing baseplate)	°C		≤ 30	
Operating Humidity	%		< 75	
Storage Temperature	°C		-20 – +80	
Soldering Temperature	°C		250 (10s)	



1	Laser diode cathode
2	Laser diode anode

